

MACROLUX



mx1_45 suspension

Profiles - Sospensione

Colour: Black (92) | White (94) | Grey anodize (98)
Diffuser: Opal | Prismatic
Light Temperature (°K): 2700 | 3000 | 4000
Watt (W): 19,6 | 28 | 37
Luminous flux (lm): 2240 | 4480
Luminous efficiency (lm/w): 114 | 3300
Energetic class: A+

CRI (Color Rendering): >80
IP: 40
Class: Class III
Volts (V): 24V
Driver's type: On/Off
Pieces: 1
Length (mm): 1000 | 1500 | 2000 | 3000



Conforms to European directives



Conforms to the ROHS directive



Insulation class



Equipment




Type of disposal

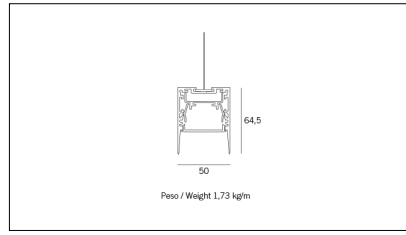


Protection index

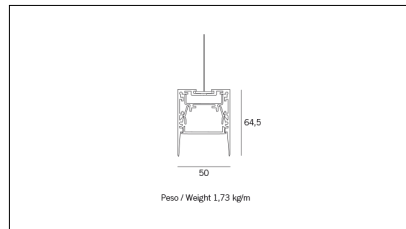


Operating voltage



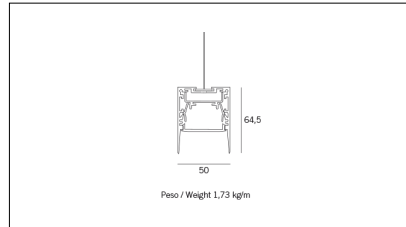


Article code	Article	Colour	Length (mm)	Light Temperature (°K)	Watt (W)	Diffuser
1324.0145.00.92	MX1_45/DO-92 L=max 3 m	Black (92)				Opal
1324.0145.01.92	MX1_45/DO/3000-92 L=3m - EMPTY STANDARD	Black (92)	3000			Opal
1324.01459.00.92	MX1_45/DP-92 L=max 3 m	Black (92)				
1324.01459.01.92	MX1_45/DP/3000-92 L=3m - EMPTY STANDARD	Black (92)	3000			Prismatic
1324.1145.1000.2700.92	*MX1_45	Black (92)	1000	2700	19,6	
1324.1145.1000.4000.92	*MX1_45	Black (92)	1000	4000	19,6	
1324.1145.1000.92	MX1_45/SOSP/DO/1020/20W/3000°K-92	Black (92)	1000	3000	19,6	
1324.1145.1500.2700.92	*MX1_45	Black (92)	1500	2700	28	
1324.1145.1500.4000.92	MX1_45/SOSP/DO/1520/27.8W/4000°K-92	Black (92)	1500	4000	28	
1324.1145.1500.92	MX1_45/SOSP/DO/1520/27.8W/3000°K-92	Black (92)	1500	3000	28	
1324.1145.2000.2700.92	*MX1_45	Black (92)	2000	2700	37	
1324.1145.2000.4000.92	*MX1_45	Black (92)	2000	4000	37	
1324.1145.2000.92	MX1_45/SOSP/DO/2020/37W/3000°K-92	Black (92)	2000	3000	37	
1324.11459.1000.2700.92	MX1_45 SUSPENSION	Black (92)	1000	2700	19,6	
1324.11459.1000.4000.92	MX1_45 SUSPENSION	Black (92)	1000	4000	19,6	
1324.11459.1000.92	MX1_45/SOSP/DP/1020/14/3000°K-92	Black (92)	1000	3000	19,6	
1324.11459.1500.2700.92	MX1_45 SUSPENSION	Black (92)	1500	2700	28	
1324.11459.1500.4000.92	MX1_45 SUSPENSION	Black (92)	1500	4000	28	
1324.11459.1500.92	MX1_45/SOSP/DP/1520/21/3000°K-92	Black (92)	1500	3000	28	
1324.11459.2000.2700.92	MX1_45 SUSPENSION	Black (92)	2000	2700	37	
1324.11459.2000.4000.92	MX1_45 SUSPENSION	Black (92)	2000	4000	37	
1324.11459.2000.92	MX1_45 SUSPENSION	Black (92)	2000	3000	37	

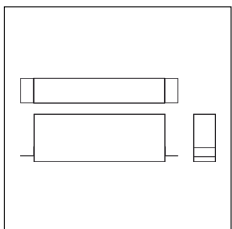


Article code	Article	Colour	Length (mm)	Light Temperature (°K)	Watt (W)	Diffuser
1324.0145.00.94	MX1_45/DO-94 L=max 3 m	White (94)				Opal
1324.0145.01.94	MX1_45/DO/3000-94 L=3m - EMPTY STANDARD	White (94)	3000			Opal
1324.01459.00.94	MX1_45/DP-94 L=max 3 m	White (94)				
1324.01459.01.94	MX1_45/DP/3000-94 L=3m - EMPTY STANDARD	White (94)	3000			Prismatic
1324.1145.1000.2700.94	*MX1_45	White (94)	1000	2700	19,6	
1324.1145.1000.4000.94	*MX1_45	White (94)	1000	4000	19,6	
1324.1145.1000.94	MX1_45/SOSP/DO/1020/20W/3000°K-94	White (94)	1000	3000	19,6	
1324.1145.1500.2700.94	*MX1_45	White (94)	1500	2700	28	
1324.1145.1500.4000.94	*MX1_45	White (94)	1500	4000	28	
1324.1145.1500.94	MX1_45/SOSP/DO/1520/27.8W/3000°K-94	White (94)	1500	3000	28	
1324.1145.2000.2700.94	MX1_45/SOSP/DO/2020/28/2700°K-94	White (94)	2000	2700	37	
1324.1145.2000.4000.94	*MX1_45	White (94)	2000	4000	37	
1324.1145.2000.94	MX1_45/SOSP/DO/2020/37W/3000°K-94	White (94)	2000	3000	37	
1324.11459.1000.2700.94	MX1_45 SUSPENSION	White (94)	1000	2700	19,6	
1324.11459.1000.4000.94	MX1_45/SOSP/DP/1020/18.5W/4000°K-94	White (94)	1000	4000	19,6	
1324.11459.1000.94	MX1_45/SOSP/DP/1020/14/3000°K-92	White (94)	1000	3000	19,6	
1324.11459.1500.2700.94	MX1_45 SUSPENSION	White (94)	1500	2700	28	

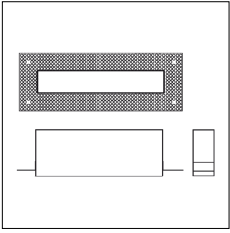
Article code	Article	Colour	Length (mm)	Light Temperature (°K)	Watt (W)	Diffuser
1324.11459.1500.4000.94	MX1_45/SOSP/DP/1520/21/4000°K-94	White (94)	1500	4000	28	
1324.11459.1500.94	MX1_45/SOSP/DP/1520/21/3000°K-92	White (94)	1500	3000	28	
1324.11459.2000.2700.94	MX1_45 SUSPENSION	White (94)	2000	2700	37	
1324.11459.2000.4000.94	MX1_45 SUSPENSION	White (94)	2000	4000	37	
1324.11459.2000.94	MX1_45/SOSP/DP/2020/28/3000°K-94	White (94)	2000	3000	37	



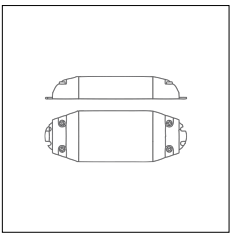
Article code	Article	Colour	Length (mm)	Light Temperature (°K)	Watt (W)	Diffuser
1324.0145.00.98	MX1_45/DO-98 L=max 3 m	Grey anodize (98)				Opal
1324.0145.01.98	MX1_45/DO/3000-98 L=3m - EMPTY STANDARD	Grey anodize (98)	3000			Opal
1324.01459.00.98	MX1_45/DP-98 L=max 3 m	Grey anodize (98)				
1324.01459.01.98	MX1_45/DP/3000-98 L=3m - EMPTY STANDARD	Grey anodize (98)	3000			Prismatic
1324.1145.1000.2700.98	*MX1_45	Grey anodize (98)	1000	2700	19,6	
1324.1145.1000.4000.98	*MX1_45	Grey anodize (98)	1000	4000	19,6	
1324.1145.1000.98	*MX1_45	Grey anodize (98)	1000	3000	19,6	
1324.1145.1500.2700.98	*MX1_45	Grey anodize (98)	1500	2700	28	
1324.1145.1500.4000.98	*MX1_45	Grey anodize (98)	1500	4000	28	
1324.1145.1500.98	MX1_45/SOSP/DO/1520/27.8W/3000°K-98	Grey anodize (98)	1500	3000	28	
1324.1145.2000.2700.98	*MX1_45	Grey anodize (98)	2000	2700	37	
1324.1145.2000.4000.98	*MX1_45	Grey anodize (98)	2000	4000	37	
1324.1145.2000.98	*MX1_45	Grey anodize (98)	2000	3000	37	
1324.11459.1000.2700.98	MX1_45 SUSPENSION	Grey anodize (98)	1000	2700	19,6	
1324.11459.1000.4000.98	MX1_45 SUSPENSION	Grey anodize (98)	1000	4000	19,6	
1324.11459.1000.98	MX1_45/SOSP/DP/1020/14/3000°K-92	Grey anodize (98)	1000	3000	19,6	
1324.11459.1500.2700.98	MX1_45 SUSPENSION	Grey anodize (98)	1500	2700	28	
1324.11459.1500.4000.98	MX1_45 SUSPENSION	Grey anodize (98)	1500	4000	28	
1324.11459.1500.98	MX1_45/SOSP/DP/1520/21/3000°K-92	Grey anodize (98)	1500	3000	28	
1324.11459.2000.2700.98	MX1_45 SUSPENSION	Grey anodize (98)	2000	2700	37	
1324.11459.2000.4000.98	MX1_45 SUSPENSION	Grey anodize (98)	2000	4000	37	
1324.11459.2000.98	MX1_45 SUSPENSION	Grey anodize (98)	2000	3000	37	



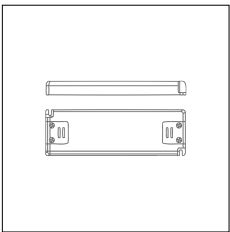
Article code	Name	Description	Colour
1324.10127.4	MX/KA/IN/CG-4	Kit alimentazione a copertura magnetica con contenitore driver ad incasso per cartongesso, finitura bianco / Feeding kit with magnetic cover with recessed driver box for plasterboard, finishing white	White (94)



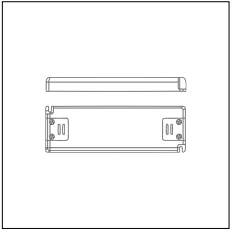
Article code	Name	Description	Colour
1324.11127.4	MX/KA/IN/LC-4	Kit alimentazione a copertura magnetica con contenitore driver ad incasso per laterizio+calcestruzzo, finitura bianco / Feeding kit with magnetic cover with recessed driver box for masonry+concrete, finishing white	White (94)



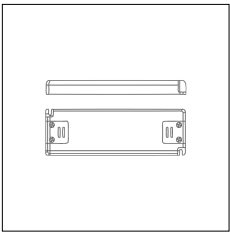
Article code	Name	Description	Watt (W)	Driver's type
1.024015	Driver 15W 24V		15	On/Off



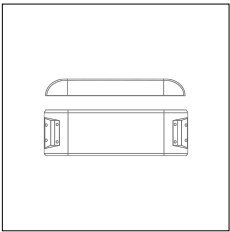
Article code	Name	Description	Watt (W)	Driver's type
1.024020	Driver 20W 24V		20	On/Off



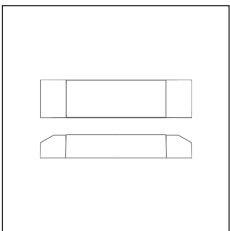
Article code	Name	Description	Watt (W)	Driver's type
1.024030	Driver 30W 24V		30	On/Off



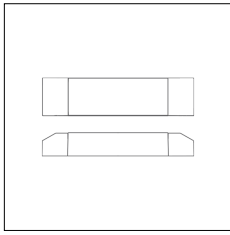
Article code	Name	Description	Watt (W)	Driver's type	Colour
1.024050	Driver 50W 24V		50	On/Off	



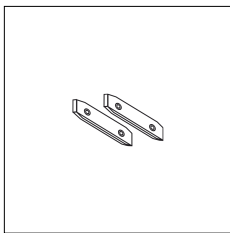
Article code	Name	Description	Watt (W)	Driver's type
1.024075	Driver 75W 24V		75	On/Off



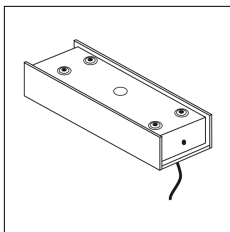
Article code	Name	Description	Watt (W)	Current
1.97759	Driver LED 24V 150W IP67		150	Fixed current



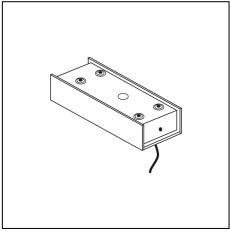
Article code	Name	Description	Watt (W)	Current
1.97745	Driver LED 24V 200W IP67		200	Fixed current



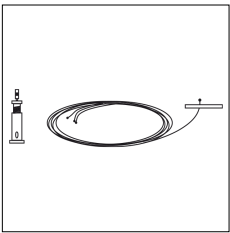
Article code	Name	Description
134.1145	M_45/GL	Staffa di giunzione lineare - Compatibile con MX0_45, MX1_45, MT1_45 e MD_45.
134.1145.10	M_45/GL - 10 PZ	Staffa di giunzione lineare - Compatibile con MX0_45, MX1_45, MT1_45 e MD_45.



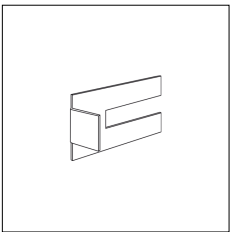
Article code	Name	Description	Colour
1324.9128.4	KA/75/OUT-4	Kit alimentazione con contenitore driver per versione sospesa, MAX 75W, finitura bianco / Feeding kit with driver box for hanging version, MAX 75W, finishing white	White (4)



Article code	Name	Description	Colour
1324.9127.4	KA/30/OUT-4	Kit alimentazione con contenitore driver per versione sospesa, MAX 30W, finitura bianco / Feeding kit with driver box for hanging version, MAX 30W, finishing white	White (4)



Article code	Name	Description
1324.8145	M_45/KS	Kit sospensione h. 1.8 mt / Hanging kit h. 1.8 mt (1 pz.)



Article code	Name	Description
1320.6145	M_45/SAP Staffa per ancoraggio parete	Staffa per ancoraggio a parete / Wall installation bracket (1 pz.)
1320.6145.10	M_45/SAP Staffa ancoraggio parete - 10 PZ	

200 x 200

Powered by HTML.COM

Article code	Name	Description	Light Temperature (°K)	Length (mm)	Watt (W)
1324.17.500	M_45/504/9W/3000°K	Profilo alluminio interno "H" + LED 18.5W/m, 24V, 3000°K - Lunghezza 504 mm Driver escluso	3000	500	9

200 x 200

Powered by HTML.COM

Article code	Name	Description	Light Temperature (°K)	Watt (W)	Length (mm)
1324.17.500.2700	M_45/504/9W/27000°K	Profilo alluminio interno "H" + LED 18.5W/m, 24V, 2700°K - Lunghezza 504 mm Driver escluso	2700	9	500

200 x 200

Powered by HTML.COM

Article code	Name	Description	Light Temperature (°K)	Watt (W)	Length (mm)
1324.17.500.4000	M_45/504/9W/40000°K	Profilo alluminio interno "H" + LED 18.5W/m, 24V, 4000°K - Lunghezza 504 mm Driver escluso	4000	9	500

200 x 200

Powered by HTML.COM

Article code	Name	Description	Light Temperature (°K)	Watt (W)	Length (mm)
1324.17.1000.2700	M_45/1008/18.5W/2700°K	Profilo alluminio interno "H" + LED 18.5W/m, 24V, 2700°K - Lunghezza 1008 mm Driver escluso	2700	18.5	1000

200 x 200

Powered by HTML.COM

Article code	Name	Description	Light Temperature (°K)	Watt (W)	Length (mm)
1324.17.1000	M_45/1008/18.5W/3000°K	Profilo alluminio interno "H" + LED 18.5W/m, 24V, 3000°K - Lunghezza 1008 mm Driver escluso	3000	18.5	1000

200 x 200

Powered by HTML.COM

Article code	Name	Description	Light Temperature (°K)	Watt (W)	Length (mm)
1324.17.1000.4000	M_45/1008/18.5W/4000°K	Profilo alluminio interno "H" + LED 18.5W/m, 24V, 4000°K - Lunghezza 1008 mm Driver escluso	4000	18.5	1000

200 x 200

Powered by HTML.COM

Article code	Name	Description	Light Temperature (°K)	Watt (W)	Length (mm)
1324.17.1500.2700	M_45/1512/28W/2700°K	Profilo alluminio interno "H" + LED 18.5W/m, 24V, 2700°K - Lunghezza 1512 mm Driver escluso	2700	28	1500

200 x 200

Powered by HTML.COM

Article code	Name	Description	Light Temperature (°K)	Watt (W)	Length (mm)
1324.17.1500	M_45/1512/29.4W/3000°K	Profilo alluminio interno "H" + LED 19.6W/m, 24V, 3000°K - Lunghezza 1512 mm Driver escluso	3000	28	1500

200 x 200

Powered by HTML.COM

Article code	Name	Description	Light Temperature (°K)	Watt (W)	Length (mm)
1324.17.1500.4000	M_45/1512/28W/4000°K	Profilo alluminio interno "H" + LED 18.5W/m, 24V, 4000°K - Lunghezza 1512 mm Driver escluso	4000	28	1500

200 x 200

Powered by HTML.COM

Article code	Name	Description	Light Temperature (°K)	Watt (W)	Length (mm)
1324.17.2000.2700	M_45/2016/37W/2700°K	Profilo alluminio interno "H" + LED 18.5W/m, 24V, 2700°K - Lunghezza 2016 mm Driver escluso	2700	9	2000

200 x 200

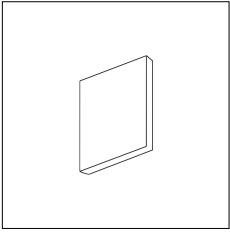
Powered by HTML.COM

Article code	Name	Description	Light Temperature (°K)	Watt (W)	Length (mm)
1324.17.2000	M_45/2000/39W/3000°K	Profilo alluminio interno "H" + LED 19.6W/m, 24V, 3000°K - Lunghezza 2000 mm Driver escluso	3000	9	2000

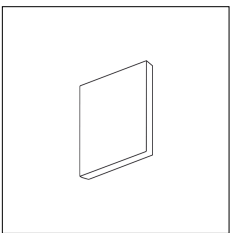
200 x 200

Powered by HTML.COM

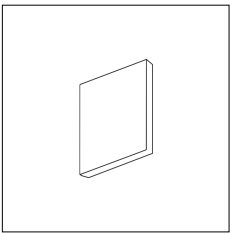
Article code	Name	Description	Light Temperature (°K)	Watt (W)	Length (mm)
1324.17.2000.4000	M_45/2016/37W/4000°K	Profilo alluminio interno "H" + LED 18.5W/m, 24V, 4000°K - Lunghezza 2016 mm Driver escluso	4000	9	2000



Article code	Name	Description	Colour
1324.6145.98	MX1_45/TC/SV-98	Testata di chiusura, finitura grigio alluminio/ End cap, finishing grey aluminium	Grey anodize (98)
1324.6145.98.10	MX1_45/TC/SV-98 - 10 PZ	Testata di chiusura, finitura grigio alluminio/ End cap, finishing grey aluminium	Grey anodize (98)



Article code	Name	Description	Colour
1324.6145.94	MX1_45/TC/SV-4	Testata di chiusura a vista senza viti, finitura bianco / End cap in sight without screws, finishing white (1 pz.)	White (94)
1324.6145.94.10	MX1_45/TC/SV-4 - 10 PZ	Testata di chiusura a vista senza viti, finitura bianco / End cap in sight without screws, finishing white	White (94)



Article code	Name	Description	Colour
1324.6145.92	MX1_45/TC/SV-2	Testata di chiusura a vista senza viti, finitura nero / End cap in sight without screws, finishing nero (1 pz.)	Black (92)
1324.6145.92.10	MX1_45/TC/SV-2 - 10 PZ	Testata di chiusura a vista senza viti, finitura nero	Black (92)

200 x 200

Powered by HTML.COM

Article code	Name	Description
1324.2145	MX1_45/G090	Connessione ad angolo orizzontale 90°, / Horizontal connection corner 90°

200 x 200

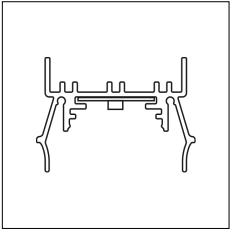
Powered by HTML.COM

Article code	Name	Description
1324.3145	MX1_45/GV90	Connessione ad angolo verticale 90° / Vertical connection corner 90°


200 x 200

Powered by HTML.COM


Article code	Name	Description
1324.4145	MX1_45/GV270	Connessione ad angolo verticale 270°, Vertical connection corner 270°



Article code	Name	Description	Length (mm)
134.0145.01	M_45/H/3000 L=3m - EMPTY STANDARD	Profilo alluminio H interna, serie M45 - Senza taglio a misura	3000



Article code	Name	Description
1324.9145.01	M_45/Diffusore Opale L=3m - EMPTY STANDARD	Profilo PC Opale / Compatibile con MX_45, MT_45, MD_45, ML_45 - Senza taglio a misura



Article code	Name	Description
1324.91459.01	M_45/Diffusore Prismatico L=3m - EMPTY STANDARD	Profilo PC Prismatico / Compatibile con MX_45, MT_45, MD_45, ML_45 - Senza taglio a misura